

**SOLDIER CANYON WATER TREATMENT AUTHORITY**  
**Monthly Meeting Agenda**  
**4424 Laporte Avenue**  
**Fort Collins, CO 80521**

**Thursday July 11, 2024**

Mission – The Authority delivers the highest quality treated water to its customers with financial responsibility, while following policies established by the Board in a professional, efficient, and ethical manner.

1. Call to Order 10:00 AM
2. Meeting Minutes for June 13, 2024 - **Action Item – Approve Minutes** - “Motion to approve the minutes from the meeting on June 13<sup>th</sup>, 2024”.
3. Financial Update – Brenda Griffith, **Action Item - Approve Financial Report** - “Motion to approve the SCWTA June 2024 Financial Report”.
4. Manager’s Update – Mark Kempton.
5. Memo - Emergency backup power options for 2025 Budget.
6. Memo - PFAS Sampling Results.
7. Other Business:
  - a. SDA Conference September 10<sup>th</sup> -12<sup>th</sup> , 2024 – Conflicts with September 12<sup>th</sup> Board meeting. This will be the 2025 Budget Hearing meeting.

**The next scheduled Authority Board Meeting is August 8, 2024, at 10:00 a.m.**

**Soldier Canyon Water Treatment Authority**  
**Board Meeting**  
**June 13, 2024**

**Present at the meeting:**

Board Chairman, Chris Pletcher, FCLWD Manager  
Board Vice Chairman, Mike Scheid, ELCO Manager  
Board Treasurer, Eric Reckentine, NWCWD Manager  
Board Director, Rodney Rice, ELCO Director  
Mark Kempton, SCWTA Manager  
Brenda Griffith, SCWTA Office Manager  
Richard Raines, SCWTA Water Resources Manager  
Jacob Stephani, SCWTA O&M Superintendent

**The meeting was called to order at 10:23 a.m. by Board Chairman Chris Pletcher.**

**Business Conducted**

**1. Minutes from May 9, 2024, Soldier Canyon Water Authority Board Meetings**

Minutes from the May 9, 2024, meeting were presented. Mike Scheid made a motion to approve the minutes. Eric Reckentine seconded the motion. The motion was unanimously approved.

**2. Financial Update**

Brenda Griffith presented and reviewed with the Authority Board monthly billing records, a review of the April 2024 O&M expenses and the financial dashboard. Eric Reckentine made a motion to approve the April financial reports. Rodney Rice seconded the motion. The motion was unanimously approved.

**3. Managers Update**

Mark Kempton updated the Board on plant flows and water quality, operations, maintenance, and projects going on in the plant.

**4. Employee Handbook Update**

Mark Kempton presented the updated Employee Handbook. The handbook was reviewed and approved by Employers Council. Eric Reckentine made a motion to approve the updated Employee Handbook as presented. Mike Scheid seconded the motion. The motion was unanimously approved.

**5. Discussion Item – Xcel Energy Power Outage in April and evaluation of backup power options**

Mark Kempton shared backup power options. The board directed Mark to get cost estimates for additional backup generators and a mobile generator.

**6. Other Business**

There was no other business.

**7. Adjournment**

Rodney Rice made a motion to adjourn the meeting. Eric Reckentine seconded the motion. The motion was unanimously approved, and the meeting was adjourned at **10:52** a.m.

Respectfully submitted,

---

Mark Kempton – Board Secretary, Soldier Canyon Water Treatment Authority

Approved by Authority Board

---

Chris Pletcher - Board Vice Chairman, Soldier Canyon Water Treatment Authority

**Soldier Canyon Water Treatment Authority  
Custom Transaction Detail Report**

June 2024

Date	Num	Name	Memo	Amount
<b>Jun 24</b>				
06/03/2024	Auto pæ	Silver Peaks Accounting	June A/P - Monthly Fee	-1,000.00
06/12/2024	pd onlir	A-Z Safety Supply	May A/P - Safety	-1,131.36
06/12/2024	6764	A.R.C. Incorporated	June A/P - Cleaning Services	-538.03
06/12/2024	6765	A1 Organics	May A/P - Sludge	-499.20
06/12/2024	6766	Airgas	May A/P - Breathing air	-322.79
06/12/2024	Auto pæ	American Heritage Life Ins. Co.	Apr. A/P - Voluntary Ins.	-226.26
06/12/2024	6767	Amwell	May A/P - Misc. Parts	-4,488.00
06/12/2024	6768	Aquatic Information Inc	May A/P - WIMS	-13,937.28
06/12/2024	6769	AWWA	May A/P - Annual Membership	-263.00
06/12/2024	6770	Batteries Plus	May A/P - Batteries/Bulb Recycle	-226.95
06/12/2024	6771	Brenntag Pacific, Inc.	May A/P - Chlorite	-29,876.60
06/12/2024	6772	Capital Business Systems	May A/P - Lab & Shop Printer	-31.77
06/12/2024	6773	CEBT	May A/P - June Ins.	-24,630.45
06/12/2024	6774	CenturyLink2	May A/P - Phones	-68.40
06/12/2024	6775	Chemtrade Chemicals US LLC	Alum	-42,010.88
06/12/2024	6776	Colorado Analytical	May A/P - Samples	-158.00
06/12/2024	6777	Continental Supply	May A/P - Auto Parts/Sup.	-81.72
06/12/2024	6778	Cummins Rocky Mountain Inc	May A/P - Planned Maint.	-2,228.00
06/12/2024	6779	Ditesco	May A/P - R & R Filters 5-8	-2,662.48
06/12/2024	6780	Employers Council Services, Inc.	May A/P - New employee screen	-105.00
06/12/2024	pd onlir	First National Bank	May A/P - Maint sup, auto, education	-4,378.54
06/12/2024	pd onlir	First National Bank Omaha	May A/P - Misc Lunch, Auto	-145.44
06/12/2024	6781	Fort Collins Connexion	May A/P - Internet	-99.95
06/12/2024	6782	Frank Parts Company	May A/P - Auto parts/sup.	-1,973.74
06/12/2024	6783	Grainger	Maint. Sup.	-821.96
06/12/2024	6784	Graybar Electric Company Inc	May A/P - Mini Lamp	-91.75
06/12/2024	6785	Greystone Technology	IT Mgmt, Backups, email	-3,112.01
06/12/2024	6786	HACH Company	May A/P - Lab Sup.	-801.00
06/12/2024	6787	Harcros Chemicals Inc	Soda Ash	-41,389.20

## Soldier Canyon Water Treatment Authority Custom Transaction Detail Report

June 2024

Date	Num	Name	Memo	Amount
06/12/2024	6788	HDR Engineering, Inc.	May A/P - R & R 20 Year Master Plan	-775.00
06/12/2024	6789	Hensel Phelps Construction Co.	R & R - Filters 5-8, Backup Generator	-253,940.17
06/12/2024	6790	Jax Inc. Mercantile Company	May A/P - Maint. Sup. & Uniforms	-777.68
06/12/2024	6791	Kelly Supply Company	May A/P - Maint. Sup.	-106.59
06/12/2024	6792	Larimer County Solid Waste Mgmt	My A/P - Plant clean up	-181.86
06/12/2024	6793	Logical Systems, LLC	R & R - iFIX Upgrade, PLC 11 Upgrade	-6,286.87
06/12/2024	6794	M&M Control Service	May A/P - Controller	-6,245.24
06/12/2024	6795	McMaster-Carr	Maint. Sup.	-173.05
06/12/2024	6796	Metal Distributors, LLC	May A/P - Maint. Sup.	-41.60
06/12/2024	6797	Municipal Treatment Equipment, Inc.	May A/P - Maint. Sup.	-283.17
06/12/2024	6798	Murdoch's Ranch & Home Supply. LLC	May A/P - Uniforms	-422.85
06/12/2024	6799	ONEPOINTSINC	May A/P - Phones	-220.55
06/12/2024	pd onlir	Phillips 66 CO/SYNCB	May - Fuel	-578.15
06/12/2024	6800	PVS DX, Inc.	Chlorine	-18,043.20
06/12/2024	6801	Seter & Vander Wall, P.C.	May A/P - Legal Fees	-149.00
06/12/2024	pd onlir	Shell	May A/P - Fuel	-426.69
06/12/2024	6802	Stantec Consulting, Inc.	May A/P - R & R Plant Re-Rating	-474.50
06/12/2024	6803	The Sherwin Williams CO	May A/P - Paint/Supplies	-202.96
06/12/2024	6804	Thorp Controls	May A/P - Support	-5,188.00
06/12/2024	6805	US Bank	May A/P - Copier Lease	-583.95
06/12/2024	6806	USALCO	May A/P - CC2000	-17,163.90
06/12/2024	6807	Verizon Wireless	May A/P - Cell phones	-461.26
06/12/2024	6808	VWR International, Inc.	May A/P - Lab Sup.	-189.10
06/12/2024	Auto pæ	Waste Management of No. Colo	May A/P - Trash/Recycling	-735.58
06/12/2024	6809	Winlectric	May A/P - Electrical Sup.	-72.64
06/12/2024	pd onlir	Xcel Energy	May A/P - Electric & Gas	-4,038.94
06/12/2024	6810	Blue Earth Solutions, LLC	May A/P - Permit & Regulatory Compliance Su	-4,499.56
06/12/2024	6811	Ditesco	May A/P - Overland Ponds	-1,585.00
06/20/2024	Autopa	BASIC Benefits	HRA Accts. Monthly fee	-52.93
06/20/2024	6812	Ditesco	May A/P - R & R Projects	-10,842.50

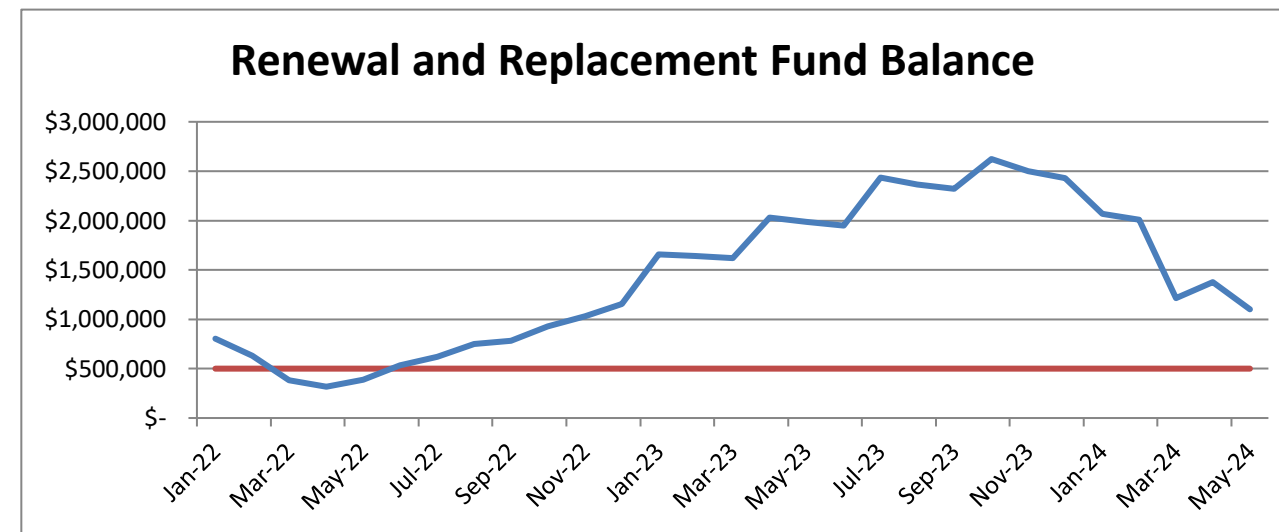
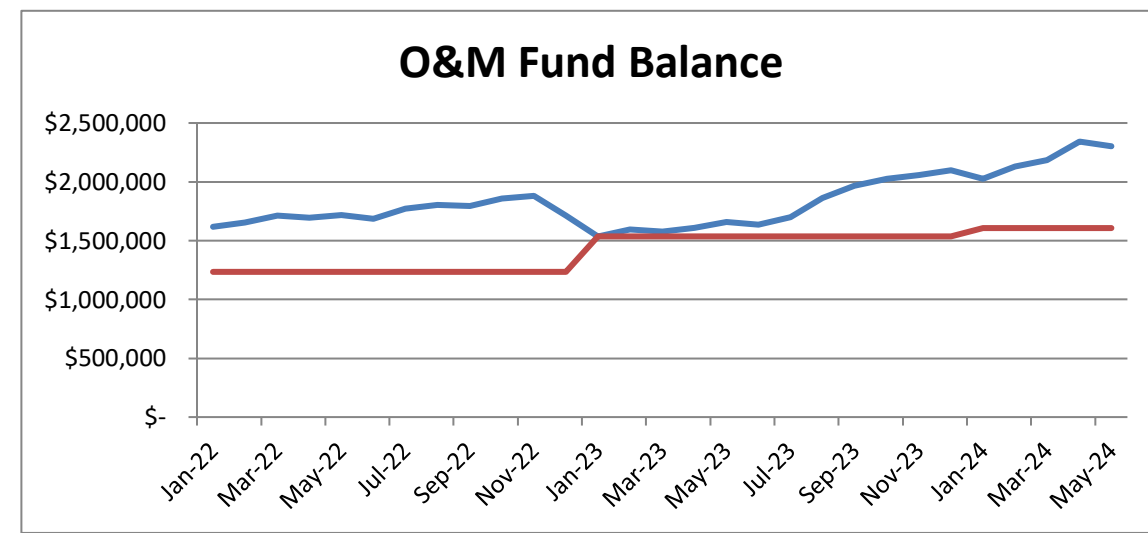
**Soldier Canyon Water Treatment Authority**  
**Custom Transaction Detail Report**

June 2024

<b>Date</b>	<b>Num</b>	<b>Name</b>	<b>Memo</b>	<b>Amount</b>
06/20/2024	6813	Logical Systems, LLC	On Call Support	-1,828.50
06/20/2024	pd onlir	Xcel Energy	May A/P - Electric & Gas	-831.25
06/25/2024	pd onlir	Home Depot	June A/P - maint. supplies	-537.55
06/26/2024	6814	Life Technologies Corp.	June A/P - Lab Equip	-2,150.00
<b>Jun 24</b>				<b><u>-517,389.55</u></b>

	Months												YTD Total	Budget	% To Budget
	Jan-24	Feb-24	Mar-24	Apr-24	May-24	Jun-24	Jul-24	Aug-24	Sep-24	Oct-24	Nov-24	Dec-24			
<b>Revenue Total</b>	965,990	476,381	481,481	1,043,978	555,710	-	-	-	-	-	-	-	3,523,540	8,368,839	42.10%
<i>Fixed O&amp;M Revenue Total</i>	409,778	409,778	409,778	409,778	409,778								2,048,890	4,917,339	41.67%
<i>Variable O&amp;M Revenue Total</i>	65,363	61,160	61,994	70,419	134,952								393,888	1,509,512	26.09%
<i>Renewal and Replacement Revenue Total</i>	484,184	-	-	484,184	-								968,368	1,936,738	50.00%
<i>Misc./Interest Income</i>	6,665.00	5,443.00	9,709.00	79,597	10,980								112,394	5250	21.40844
<b>Expenses Total</b>	1,451,481	435,242	1,219,338	723,448	869,060	-	-	-	-	-	-	-	4,698,569	8,363,589	56.18%
<i>Fixed O&amp;M Expenses</i>	577,238	331,830	328,768	354,165	434,231								2,026,232	4,917,339	41.21%
<i>Variable O&amp;M Expenses</i>	28,695	43,093	96,914	48,504	159,370								376,576	1,509,512	24.95%
<i>Energy Expenses</i>	9,130	16,905	15,362	4,096	10,887								56,380	159,012	35.46%
<i>Chemical Expenses</i>	19,565	26,188	81,551	44,408	148,484								320,196	1,350,500	23.71%
<i>Renewal and Replacement Expenses</i>	845,548	60,319	793,656	320,779	275,459								2,295,761	1,936,738	118.54%

**Reserves**



Emergency Reserve Fund Balance end of May  
 Minimum Emergency Reserve Target  
 +/- Target

2,184,852
1,606,713
578,139

1,214,212
500,000
714,212

# Soldier Canyon Water Treatment Authority

## ***Soldier Canyon Water Treatment Authority Board Meeting – Plant Manager’s Update***

***Thursday, July 11, 2024***

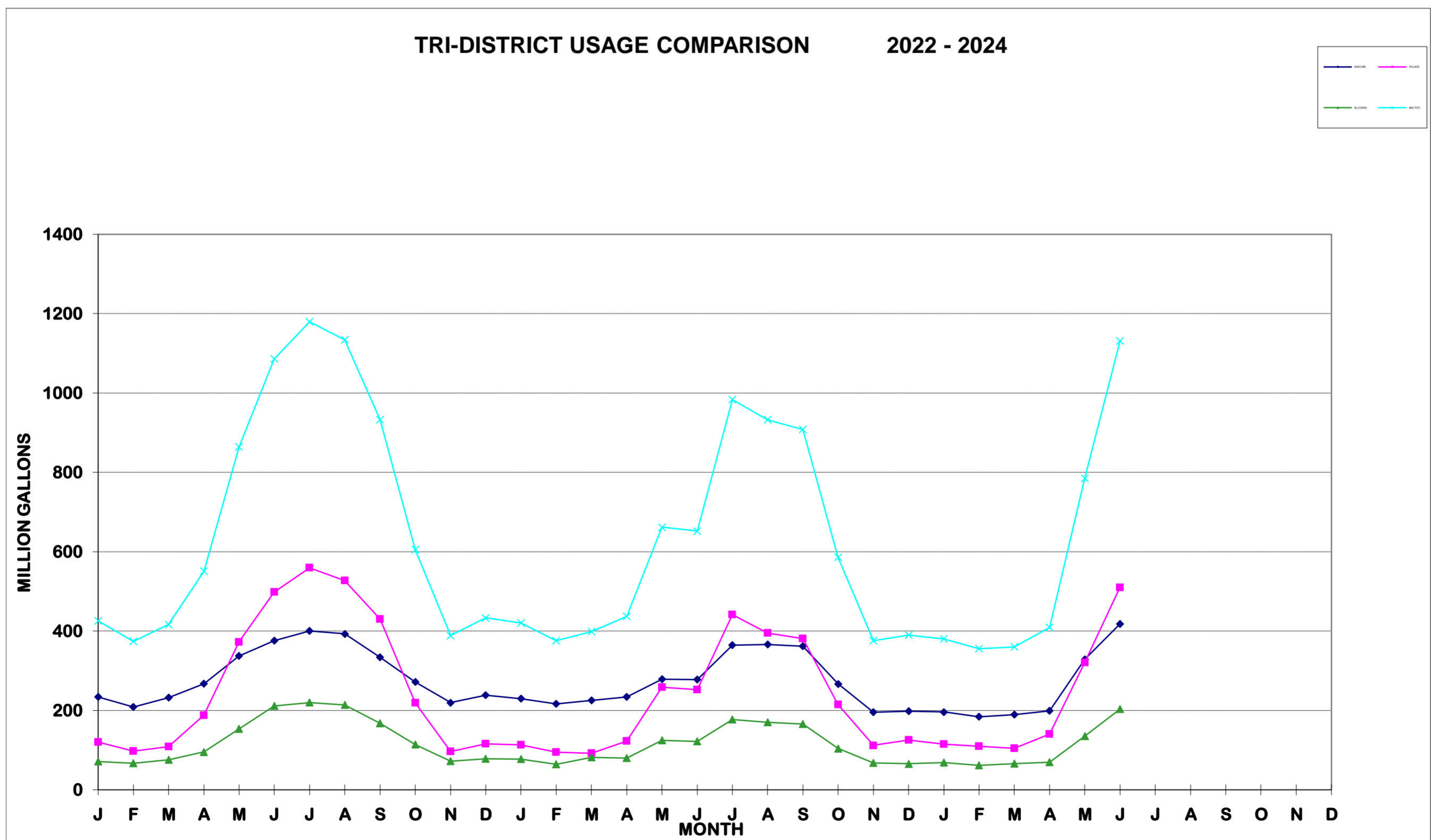
- Upcoming Projects:
  - **Soda Ash Backup Pump.**
  - **Backwash Stairs.**
  - **Coat BW Tanks 1 and 2.**
  - **Chlorine Dioxide System upgrades.**
  - **Chlorinator upgrades.**
  - **Interconnect Building Demo.**
  - **New FCLWD meter/replace NCWCD meter and build new combined vault.**
  - **New POE plumbing at CCT.**
  - **South Sed Basin Influent Gate Repair.**
  - **Yard valve repairs/replacements.**
- Condition Assessment of older HT 42” line and HT 36” line into the Plant.
  - The upstream 36” valve will not close completely and we cannot drain the line. Currently investigating the actuator and the valve. May require some 1-to-2-day HT line shutdowns to inspect/repair/replace.
  - Once complete, need to assess the condition of the interior lining of the entire pipe.
- Upcoming RFPs:
  - RFP for Electrical Designer/Contractor to replace the South Plant MCC – due July 25<sup>th</sup>.
  - Recoat Clearwell Tank 4.
- Completing In-house PLC upgrades – PLC 54 Dewatering Building.
- Treating a 55/45 % blend of Poudre and Horsetooth water. Currently treating 24 MGD of Poudre water. Through methodical analysis, we have developed optimal coagulant doses to treat more Poudre water in the summer.
- Set monthly % HT/PVP treatment goals with Water Resources.
- Starting mid-year performance reviews for all staff.
- RFP Interviews for the Poudre Watershed Source Water Protection Plan - Selected Hazen & Sawyer – partnering with Northern Water, Greely, Fort Collins, and Thornton.
- Jessica is reviewing the Draft 2025 Budget. Board presentation in August.
- Working through a \$2,000 check fraud issue with First National Bank and the Larimer County Sherriff’s Office.



**SOLDIER CANYON FILTER PLANT**  
**3 YEAR COMPARITIVE USAGE**  
**TRI-DISTRICTS**  
**2022 - 2024**

[3yruse2003.xls]

MONTH	NWCWD			FCLWD			ELCOWD			MO. TOTAL		
	2022	2023	2024	2022	2023	2024	2022	2023	2024	2022	2023	2024
JAN.	234.429	229.737	196.046	120.573	113.018	115.309	71.023	77.609	68.663	426.025	420.364	380.018
FEB.	209.077	216.632	184.007	97.666	95.005	109.938	67.231	64.464	61.634	373.974	376.101	355.579
MAR.	232.206	225.289	189.823	108.830	92.041	104.661	75.633	81.548	65.948	416.669	398.878	360.432
APR.	267.526	233.848	199.114	188.202	122.963	140.538	95.364	80.160	69.759	551.092	436.971	409.411
MAY	337.491	278.952	329.025	372.881	258.403	320.456	153.949	124.410	135.122	864.321	661.765	784.603
JUN.	375.998	277.756	418.212	498.690	252.339	510.274	211.301	121.959	203.169	1085.989	652.054	1131.655
JUL.	400.401	364.832		559.459	441.348		219.816	177.254		1179.676	983.434	0.000
AUG.	392.969	366.326		527.105	395.514		213.667	170.571		1133.741	932.411	0.000
SEP.	334.021	361.829		430.478	381.019		167.893	165.541		932.392	908.389	0.000
OCT.	271.670	266.970		219.380	214.922		114.438	104.165		605.488	586.057	0.000
NOV.	219.703	195.702		96.875	112.003		72.121	68.163		388.699	375.868	0.000
DEC.	238.439	198.292		116.273	125.647		78.550	65.667		433.262	389.606	0.000
YR.TOT.	3513.930	3216.165	1516.227	3336.412	2604.222	1301.176	1540.986	1301.511	604.295	8391.328	7121.898	3421.698



# Tri-Districts Monthly Flows (MGD)

June-24

HT 1st Reading	7/1/2024	22629358
HT 1st Reading	6/1/2024	21985194

## Total 24-hour District Flows (MGD)

## SCFP Influent Flows (MGD)

	ELC TOT	FCL TOT	NWC TOT	Dist Total Flow	SCFP Daily Peak Flow	HT Flow	PV Flow	Total Influent Flow
6/1/2024	6.190	15.957	12.243	34.390	39.180	18.318	15.999	34.317
6/2/2024	6.010	14.816	12.903	33.729	39.600	19.460	15.997	35.457
6/3/2024	7.057	16.151	13.628	36.836	41.620	20.976	15.994	36.970
6/4/2024	6.036	15.998	13.645	35.679	41.910	20.514	15.988	36.502
6/5/2024	7.311	17.885	14.457	39.653	46.780	24.138	15.995	40.133
6/6/2024	6.528	16.461	14.153	37.142	41.700	34.328	3.653	37.981
6/7/2024	7.277	17.624	14.876	39.777	45.110	40.028	0.000	40.028
6/8/2024	5.699	18.120	13.130	36.949	43.250	38.484	0.000	38.484
6/9/2024	4.803	15.828	10.998	31.629	38.940	32.064	0.000	32.064
6/10/2024	6.131	15.881	13.197	35.209	44.120	36.872	0.000	36.872
6/11/2024	5.287	15.911	13.028	34.226	38.750	23.944	10.413	34.357
6/12/2024	7.232	16.123	15.237	38.592	45.070	24.144	16.000	40.144
6/13/2024	6.538	16.171	13.994	36.703	45.850	21.304	16.000	37.304
6/14/2024	6.542	15.984	13.162	35.688	42.940	16.820	18.617	35.437
6/15/2024	6.457	14.854	13.828	35.139	41.790	16.178	20.000	36.178
6/16/2024	6.652	16.167	13.784	36.603	42.330	16.538	20.004	36.542
6/17/2024	7.164	16.081	15.178	38.423	45.210	19.502	19.999	39.501
6/18/2024	6.523	15.481	14.469	36.473	43.990	17.312	20.004	37.316
6/19/2024	7.253	15.659	13.768	36.680	45.090	17.522	19.998	37.520
6/20/2024	6.454	16.546	12.425	35.425	40.870	15.712	20.002	35.714
6/21/2024	7.507	16.256	12.812	36.575	41.980	17.454	19.995	37.449
6/22/2024	6.747	17.134	13.943	37.824	41.840	18.418	20.002	38.420
6/23/2024	7.250	16.995	13.995	38.240	42.360	18.452	19.996	38.448
6/24/2024	7.429	19.431	15.584	42.444	50.570	23.004	20.002	43.006
6/25/2024	6.967	18.128	13.496	38.591	44.310	16.876	22.821	39.697
6/26/2024	7.281	19.895	14.838	42.014	47.230	17.804	24.004	41.808
6/27/2024	6.569	16.532	13.560	36.661	44.830	13.474	24.000	37.474
6/28/2024	7.593	17.519	13.884	38.996	44.510	15.112	24.003	39.115
6/29/2024	7.068	17.576	13.131	37.775	44.900	15.086	24.004	39.090
6/30/2024	6.068	18.203	13.566	37.837	44.630	14.326	24.002	38.328
Minimum	4.803	14.816	10.998	31.629	38.750	13.474	0.000	32.064
Maximum	7.593	19.895	15.584	42.444	50.570	40.028	24.004	43.006
Average	6.654	16.712	13.697	37.063	43.375	21.472	16.250	37.722
Metered Usage	<b>199.623</b>	<b>501.367</b>	<b>410.912</b>	<b>1,111.902</b>		<b>644.164</b>	<b>487.492</b>	<b>1,131.656</b>
% Used	17.95	45.09	36.96	100.00				
MG Difference	3.546	8.907	7.300	19.754				
Total Usage	<b>203.169</b>	<b>510.274</b>	<b>418.212</b>	<b>1,131.656</b>				
						Influent-Effluent Difference (MG)		<b>19.754</b>
						Influent-Effluent Difference (%)		<b>1.75</b>

### Soldier Canyon Water Treatment Authority - Treatment Capacity Share

District	Capacity Allocation (MGD)	Treatment Capacity Share (%)
ELCO	13.719	22.865 %
FCLWD	23.043	38.405 %
NWCWD	23.238	38.730 %
<b>TOTAL</b>	<b>60.000</b>	<b>100.000 %</b>

# SOLDIER CANYON WATER TREATMENT AUTHORITY

**To:** Soldier Canyon Water Treatment Authority Board

**From:** Mark Kempton, P.E., CWP

**cc:** n/a

**Date:** July 11, 2024

**Re:** Backup electric power evaluation

---

At 11:30 am on Saturday April 6<sup>th</sup>, 2024, Xcel Energy notified the Soldier Canyon Plant that they would be cutting electric power to the Plant due to wildfire risk from high winds. The Plant transitioned to backup generator power at 3 pm on Saturday when the main power went off and stayed on backup generator power for 24 hours until Xcel restored power at 3 pm on Sunday April 7<sup>th</sup>.

Xcel has now announced a formal policy change stating that there will be future preemptive power outages due to high winds. Therefore, the Authority needs to prepare contingency plans to deal with future power outages and build additional layers of redundancy to provide uninterrupted power to the Plant, and an uninterrupted water supply to the Districts. The Board previously reviewed 4 alternatives, and selected 2 alternatives for further consideration

The two options to provide increased reliability to the Plant's power supply include:

1. **Build additional backup generators** - Essentially replicate the two generators that currently serve the Plant.
  - a. Capital Cost = Approx. \$1 million +.
  - b. Time to implement = approximately 18 to 24 months.
2. **Procure a mobile generator** – Use as a backup in case one of the current generators fails. May be able to connect one mobile generator to both generators simultaneously.
  - a. Capital Cost = Approx. \$200,000 to \$250,000.
  - b. Time to implement = approximately 2 to 4 months.

# SOLDIER CANYON WATER TREATMENT AUTHORITY

**To:** Soldier Canyon Water Treatment Authority Board

**From:** Mark Kempton, P.E., CWP

**Date:** July 11, 2024

**Re:** Summary of Per- and Polyfluoroalkyl Substances (PFAS) testing results for Soldier Canyon Water Treatment Authority's (SCWTA) raw and treated water supplies.

---

PFAS are a group of manufactured chemicals that have been used in industry and consumer products since the 1940s because of their useful properties. There are thousands of different PFAS, some of which have been more widely used and studied than others. One common characteristic of concern of PFAS is that many break down very slowly and can build up in people, animals, and the environment over time. Current scientific research suggests that exposure to certain PFAS may lead to adverse health outcomes in humans such as: Cancer effects, Weight effects, Immune System effects, Developmental effects, and Reproductive System effects. More information about PFAS can be found on the Environmental Protection Agency's (EPA) [website](#).

To understand what levels of PFAS that may or may not exist within Soldier Canyon Water Treatment Authority's raw water and finished treated water, the Authority performed PFAS testing in Summer 2023 and again in Summer 2024. The results of these tests are shown below as well as their relation to adopted Environmental Protection Agency (EPA) regulatory limits.

**Table 1 – PFAS Sampling Results for SCWTA**

<b>POLYFLUOROALKYL SUBSTANCES (PFAS)</b>	<b>Results*</b> July 2023- Entry Point Distribution	<b>Results*</b> June 2024- Poudre Raw	<b>Results*</b> June 2024- Horsetooth Raw	<b>Results*</b> June 2024- Entry Point Distribution	<b>Maximum Contaminant Level* (MCL) or Hazard Index (HI)**</b>
PFOA-Perfluorooctanoic	ND	ND	ND	ND	4.0 ppt
PFOS- Perfluorooctanesulfonic acid	ND	ND	ND	ND	4.0 ppt
PFHxS- Perfluorohexanesulfonic acid	ND	ND	ND	ND	10 ppt/HI
PFNA-Perfluorononanoic acid	ND	ND	0.16	ND	10 ppt/HI
HFPO-DA-(GenX Chemicals)	ND	ND	ND	ND	10 ppt/HI
PFBS- Perfluorobutanesulfonic acid	0.23	ND	0.36	0.00086	HI = 1.0
<b>HAZARD INDEX TOTAL</b>	<b>0.000115</b>	<b>0.0</b>	<b>0.01618</b>	<b>0.0000004</b>	<b>HI = 1.0</b>

\* Units = Parts per Trillion (ppt)

\*\* No Units

ND = Non-detect

The test results show that Soldier Canyons’ raw water supplies and corresponding treated water PFAS levels are well below the EPA’s regulatory maximum contaminant levels. To ensure that the Authority stays informed on PFAS levels in our source water, the regional [Upper Cache la Poudre Water Quality Monitoring Program](#) will start regularly monitoring for PFAS. The Authority will also coordinate closely with Northern Water to monitor Horsetooth Reservoir regularly for PFAS.

Other local entities such as the Cities of Greeley, Thornton, and Fort Collins have also tested both Horsetooth Reservoir and Poudre River water supplies and found similar results for PFAS. Soldier Canyon’s finished water PFAS results have also been replicated in independent testing by Fort Collins/Loveland Water District and ELCO Water district.